

Tracking Pseudo-Efficiency

New development and Future Plan

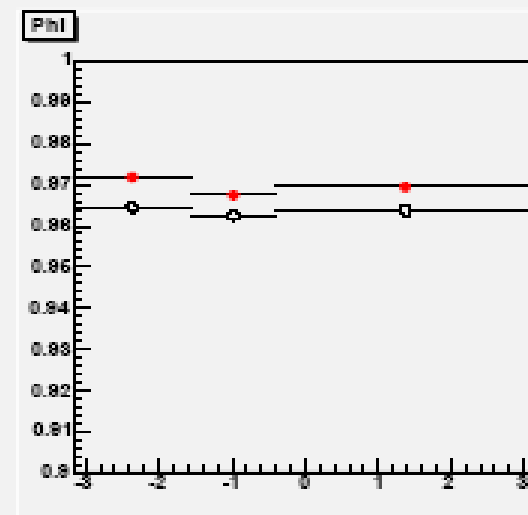
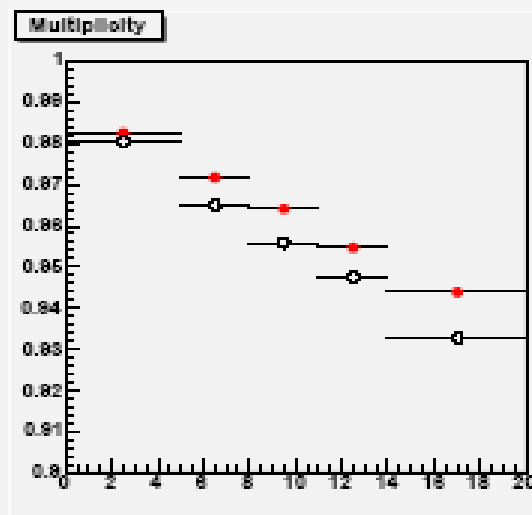
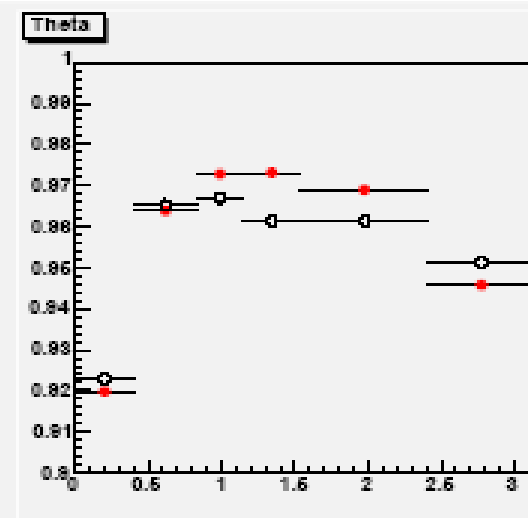
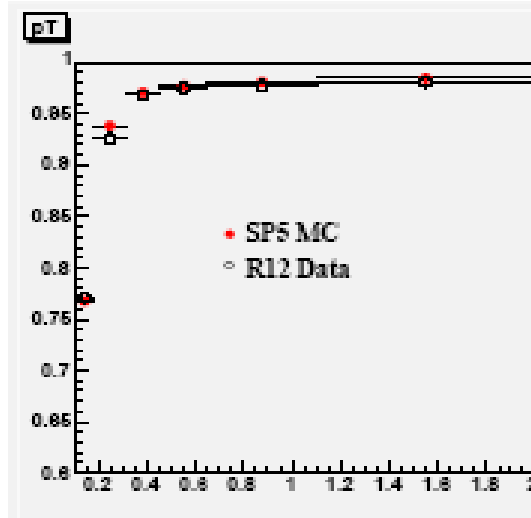
What is Pseudo-Efficiency ?

- It used to be called “SVT-based efficiency”.
- Knowing tracks in SVT, measure DCH efficiency.
$$e = \frac{n_{GTL}}{n_{GTVL}}$$
 - GTVL (GoodTracksVeryLoose) does not require DCH hits.
 - GTL (GoodTracksLoose) require 12 DCH hits.
- Not really true any more.
 - SVT and DCH are not independent.
 - DchHitAdder and SvtHitAdder add tracks with each other.
- Then is it useful? – The answer is YES!!
 - Gives us good “Data/MC ratio” -> correction tables
 - R12/R14 : validated by the tau method.
 - Efficiency itself is useful for validation
 - Pseudo-efficiency was the only clue which lead us to G4 bug.

Pseudo-Efficiency : R12/R14

○ Data

● MC



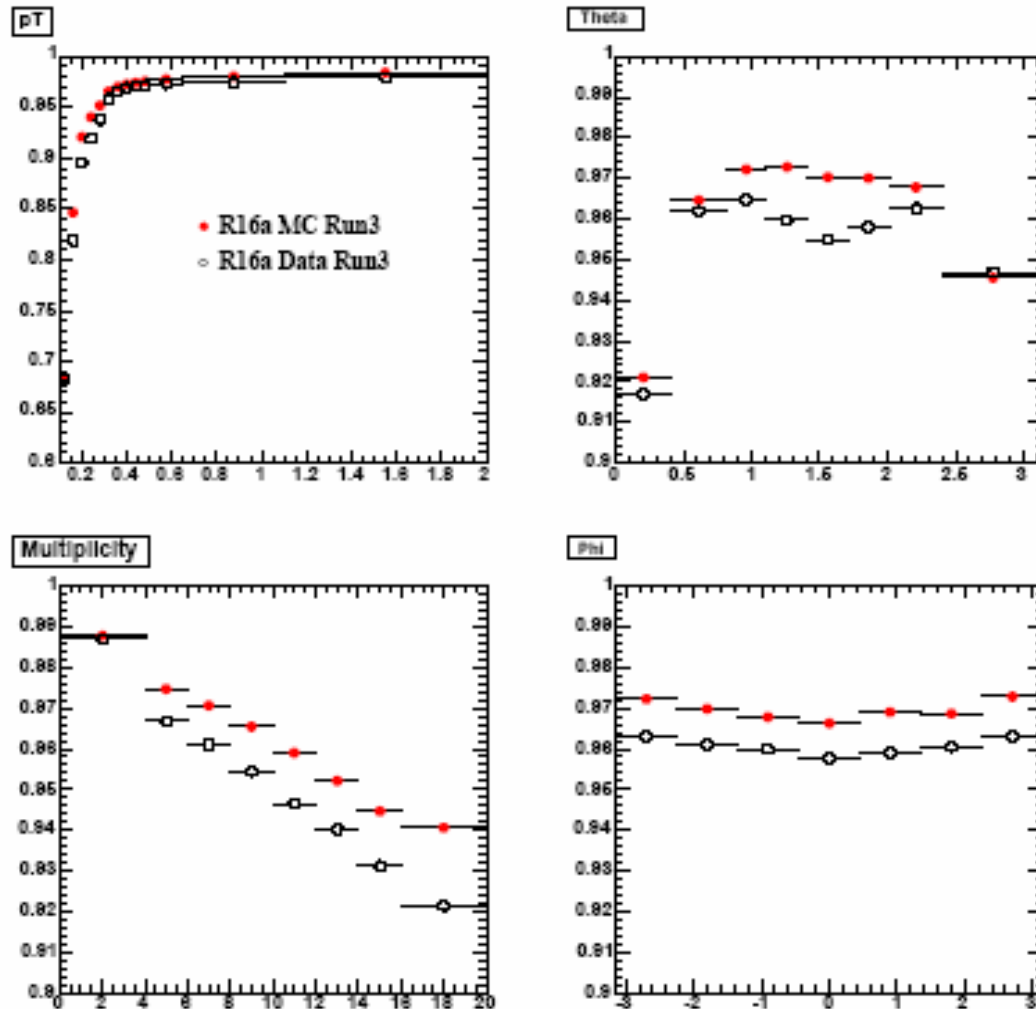
Systematic Uncertainty R12/R14

- What was done in R12/R14
 - Trk quality requirement (nSvt, Vertex) : 0.2 %
 - MC composition (selection bias) : 0.33 %
 - Track Hit Adders : 0.86 %
 - Consistency with tau method : 0.18 %
- We need to reconsider these...

New Development : new code

- TrkPseudoEff package
 - Create tables and plots for pseudo-efficiency.
 - Script to make plots are included.
 - Use ROOT.
 - No more Fortran.
 - More control
 - Can easily change binning.
 - Can easily change cuts.
 - Can make plots for validation.
 - Number of tracks per bin
 - nDch, nSvt, pT, nDch vs theta, etc...
 - Plots for pion tracks from BtaPidKsSamplePions list

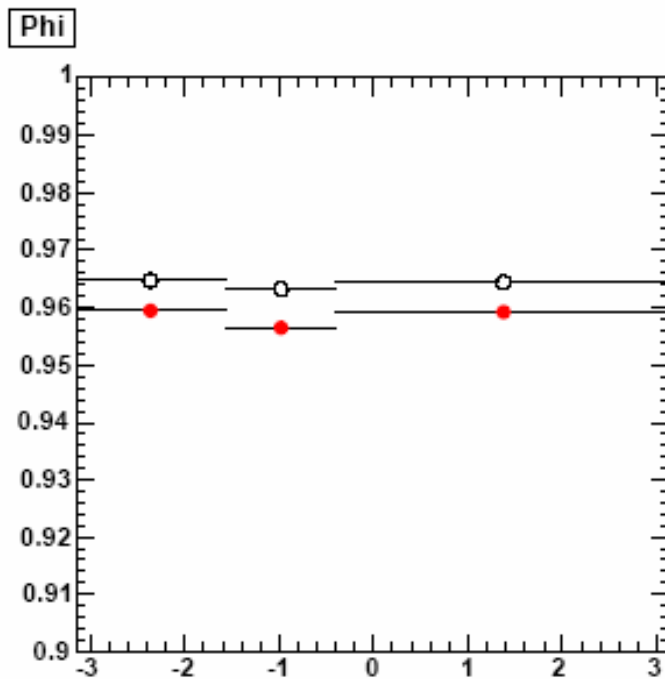
New Pseudo-efficiency plots: R16



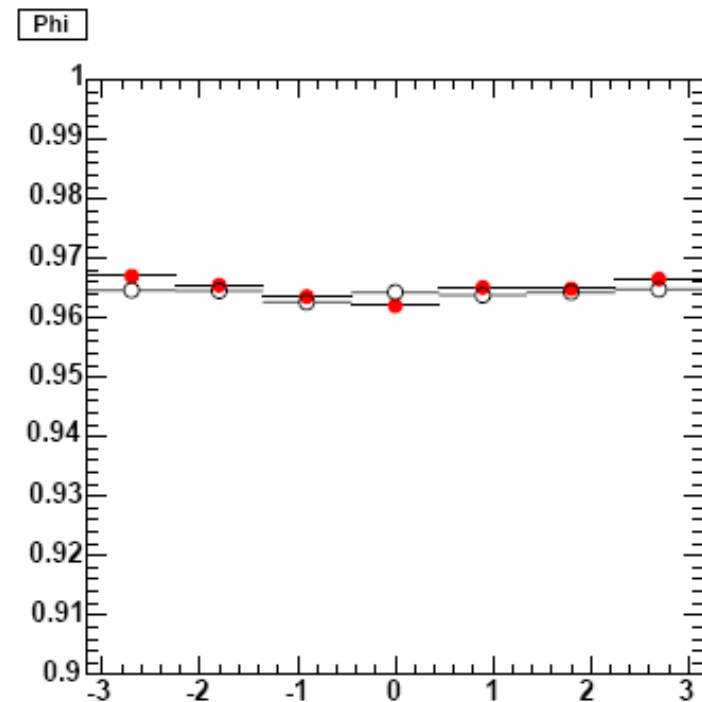
Use of Pseudo-Eff (1): SP8 tuning

- Tuning of DCH simulation parameters.

Before tuning

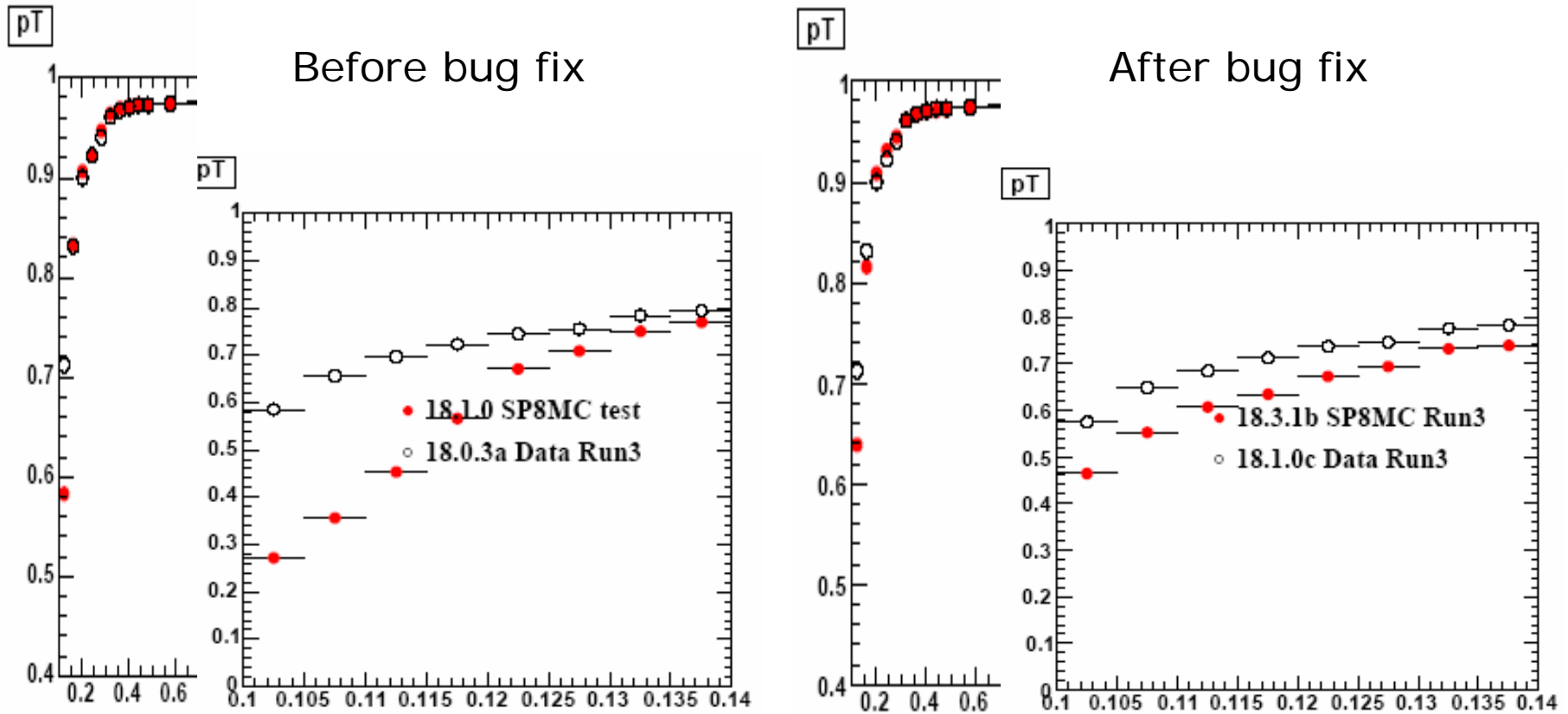


After tuning

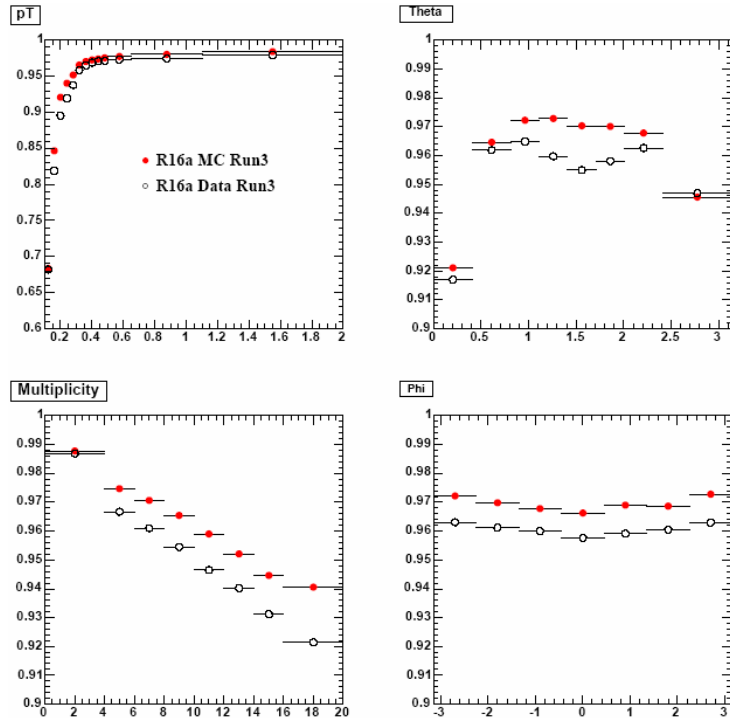


Use of Pseudo-Eff (2): SP8 validation

- Low p_T problem -> discovery of G4 bug.
- But Data-MC agreement is still not as good as SP5/6

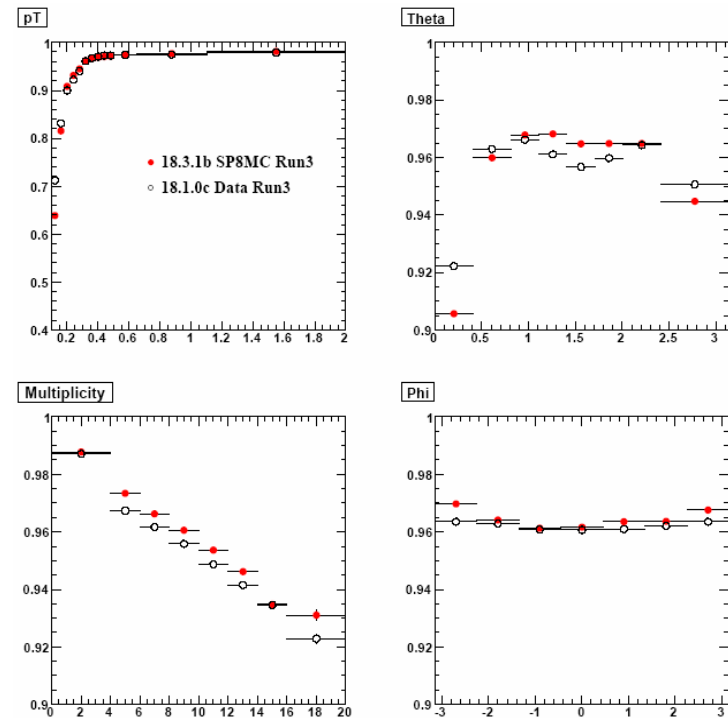


Comparison of R16 and R18



R16 (SP5/SP6)

Data efficiency : 96.09%
 MC efficiency : 96.98%
 Data/MC ratio : 0.9908
 (1 % difference)



R18 (SP8)

Data efficiency : 96.21%
 MC efficiency : 96.45%
 Data/MC ratio : 0.9975
 (0.3 % difference)

Future Plan

- R18/SP8 correction tables.
 - As soon as all Run1 – Run4 Data is reprocessed and all Run1 – Run5 SP8 is done.
- New systematic study
 - How to deal with effect of HitAdders ?
 - Other systematic to be considered ?
 - Consistency with tau method is the key.
- New pseudo-efficiency?

$$e = \frac{n_{GTL}}{n_{CT}} \qquad e = \frac{n_{GTVL}}{n_{CT}}$$

- Use of track history?
 - SVT- efficiency?